

Payment Instructions for Bail Out Team Egress Workshop

1. Go to Denver Fire Department webpage, www.denvergov.org/fire



The screenshot shows the Denver Fire Department website. At the top left is the Denver logo with the text "DENVER THE MILE HIGH CITY". To the right are buttons for "MAKE A PAYMENT", "REPORT A PROBLEM", "SERVICES", and a language dropdown menu set to "ENGLISH (UNITED STATES)". Below this is a navigation bar with links for "My Property", "Community", "Business", "Vehicles & Parking", "Public Safety", and "Government". A search bar is centered below the navigation bar with the placeholder text "Find almost anything on our website" and a "Search" button. The breadcrumb trail reads "Home / Government / Agencies, Departments, and Offices / Fire Department". The main heading is "Fire Department". Below the heading is a large photograph of three Denver Fire Department trucks parked in front of the Colorado State Capitol building at night. Below the photograph is a "COVID-19 Updates!" section with the following text: "For information on Fire Department Services, Office Hours, Donations & Volunteering, and more, visit our [COVID-19 updates page](#). For general COVID-19 information and resources, visit www.denvergov.org/covid19. The Denver Fire Department will be evaluating all fire station tours on a case-by-case basis. Check our website for the most updated information about Community Outreach participation opportunities."

2. Scroll down, near bottom and click “Make a Payment”.

Community Outreach

The Denver Fire Department is proud to give back to the community through a variety of outreach and education programs.

Become a Firefighter

Join our elite team! Firefighters respond to fire alarms, and extinguish fires to protect lives and property. Other duties include administering first aid, rescuing in emergencies, and inspecting buildings to ensure compliance with fire codes. Firefighters may also be assigned to work in support divisions, such as human resources, fire dispatch or community outreach.

System Down Reporting and Firewatch

Any time a fire alarm or sprinkler system is compromised you must notify the Denver Fire Department.

Follow Us on Twitter

Contact Us

Make a Payment

Fire Safety Resources

Denver Firefighters & Retired Member Resources



3. Click “Pay Online Now” button.

Payments for Services & Fees

Checks made payable to:

Denver Manager of Finance

You can deliver in person to:

745 West Colfax Avenue - 1st Floor

(Receipt will be issued)

(Appointment needed)


Or mail to:

P.O. Box 733422

Dallas, TX 75373-3422

Payment may also be made online by credit card.

You can also call (720) 913-3458 if you have questions regarding making payments.



Pay Online Now >

4. Scroll down, select “Pay Now” button next to Fire RMFA Training.


Special Detail	Not available	Pay Now
Conveyance Permit & Inspection	View online forms	Pay Now
Fire Employee Miscellaneous	Not available	Pay Now
Fire RMFA Training	Not available	Pay Now
Fire CPAT Training	Download CPAT Registration Form (PDF, 279KB)	Pay Now
Fire Incident Reports	Download Incident Request Form (PDF, 367KB)	Pay Now
Fire Arson Seminar	Not applicable	Pay Now



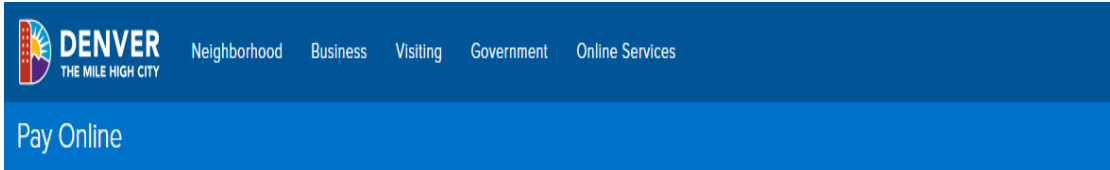
Fire Watch Overtime/After Hours Services
 Fire safety and inspection services provided to building owners after normal operating hours or when fire alarm systems are not working properly.

Fire Special Detail
 A program which requires the event manager to hire a firefighter(s) to be present at any public event involving 250 or more people, as required by the Denver Fire Code to ensure public safety.

Fire License
 A fire safety license is required of any installer of a fire life safety system(s), and those who perform the service of inspecting those systems, within the City and County of Denver.
NOTE: Please contact DFD Fire License Coordinator at (720) 913-3465 prior to submitting any payments for



5. Enter Contact details and other required information. Use “Bail Out Team Egress Workshop” in the Invoice # and Type of training fields. Enter the dates associated with the class you are registered for. Enter the name of the class participant if different from the customer name in the Notes field.



Fire RMFA Training Online

[View Cart](#)

[Return to DFD Payment Page](#)

The form contains the following fields and values:

- Customer Name: Joe Sample
- Customer E-mail: joe.sample@denvergov.org
- Customer Phone #: 303-420-9591
- Invoice #: Bail Out Team Egress Class
- Service Dates: Class date
- Type of Training (optional): Bail Out Team Egress Class
- Contract # (optional):
- Notes (optional): ENTER PARTICIPANT NAME IF DIFFERENT

A blue "Continue" button is located at the bottom of the form.

6. Enter the payment amount, then click “Add to Cart”.
Verify fee and date(s) before sending payment.

Fire RMFA Training Online

[View Cart](#)

[Return to DFD Payment Page](#)



Payment Amount:

Customer Name: Joe Sample

Customer E-mail: joe.sample@denvergov.org

Customer Phone #: 303-420-9591

Invoice #: Ball Out Team Egress Class

Service Dates: Class date


Type of Training (optional): Ball Out Team Egress Class

Contract # (optional):

Notes (optional): ENTER PARTICIPANT NAME IF DIFFERENT

[Back](#)

[Add to Cart](#)



7. Verify information is correct. If corrections are needed, click “Empty Cart” and go back to beginning of these instructions. If correct, click “Checkout Now”.

Shopping Cart

Add More

1 Fire RMFA Training Online

Payment Amount: \$225.00

Customer Name: Joe Sample

Customer E-mail: joe.sample@denvergov.org

Customer Phone #: 303-420-9591

Invoice #: Bail Out Team Egress Workshop

Service Dates: Class Date

Type of Training (optional): Bail Out Team Egress Workshop

Contract # (optional):

Notes (optional): ENTER PARTICIPANT NAME IF DIFFERENT

SubTotal:

\$225.00


Total:

\$225.00

Click 'Checkout Now' when you are ready to complete your purchase.

Empty Cart

Checkout Now



8. Enter payment details, click “Complete Transaction”.

DENVER
THE MILE HIGH CITY

Neighborhood Business Visiting Government Online Services

Pay Online

Make a Payment

[View Cart](#) [Return](#)

Item Charges

SubTotal: \$225.00

Total: \$225.00


Payment from credit card

Credit Type: Visa Card

Card Number: XXXX-XXXX-XXXX-XXXX

Expiration Date: 09 2026




Zip Code: XXXXX

I'm not a robot  reCAPTCHA
Privacy - Terms

[Complete Transaction](#)

SECURED BY
Entrust
SSL
VERIFY

Safe Checkout Guaranteed. View our [Privacy](#) and [Security Policies](#).

9. Print out or save confirmation number on next page – a receipt will also be emailed to email address provided.